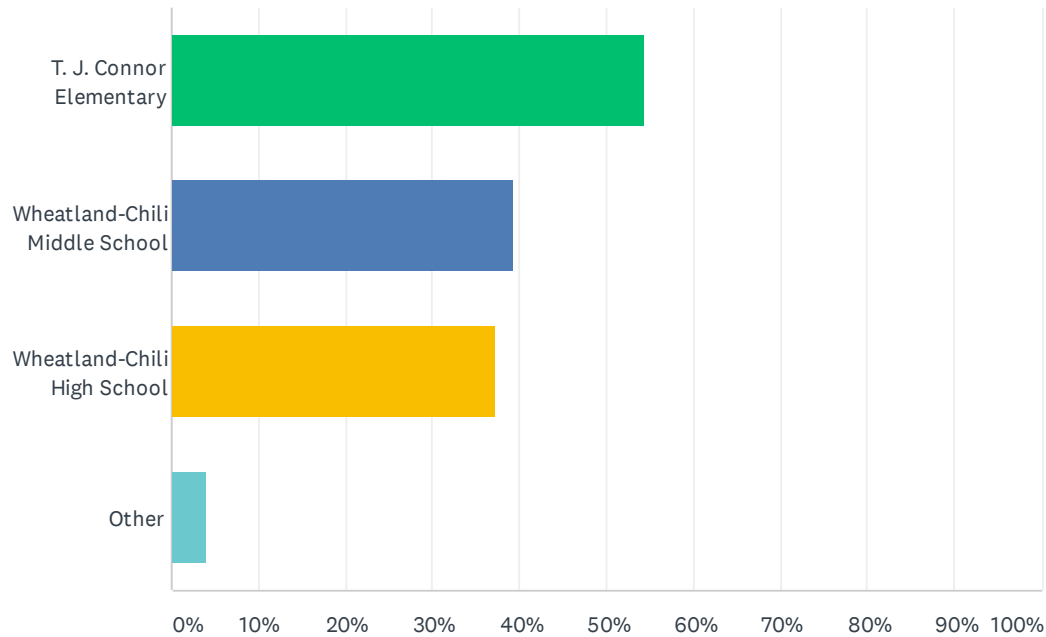


Q1 Which school(s) will your child(ren) attend in 2020-2021?

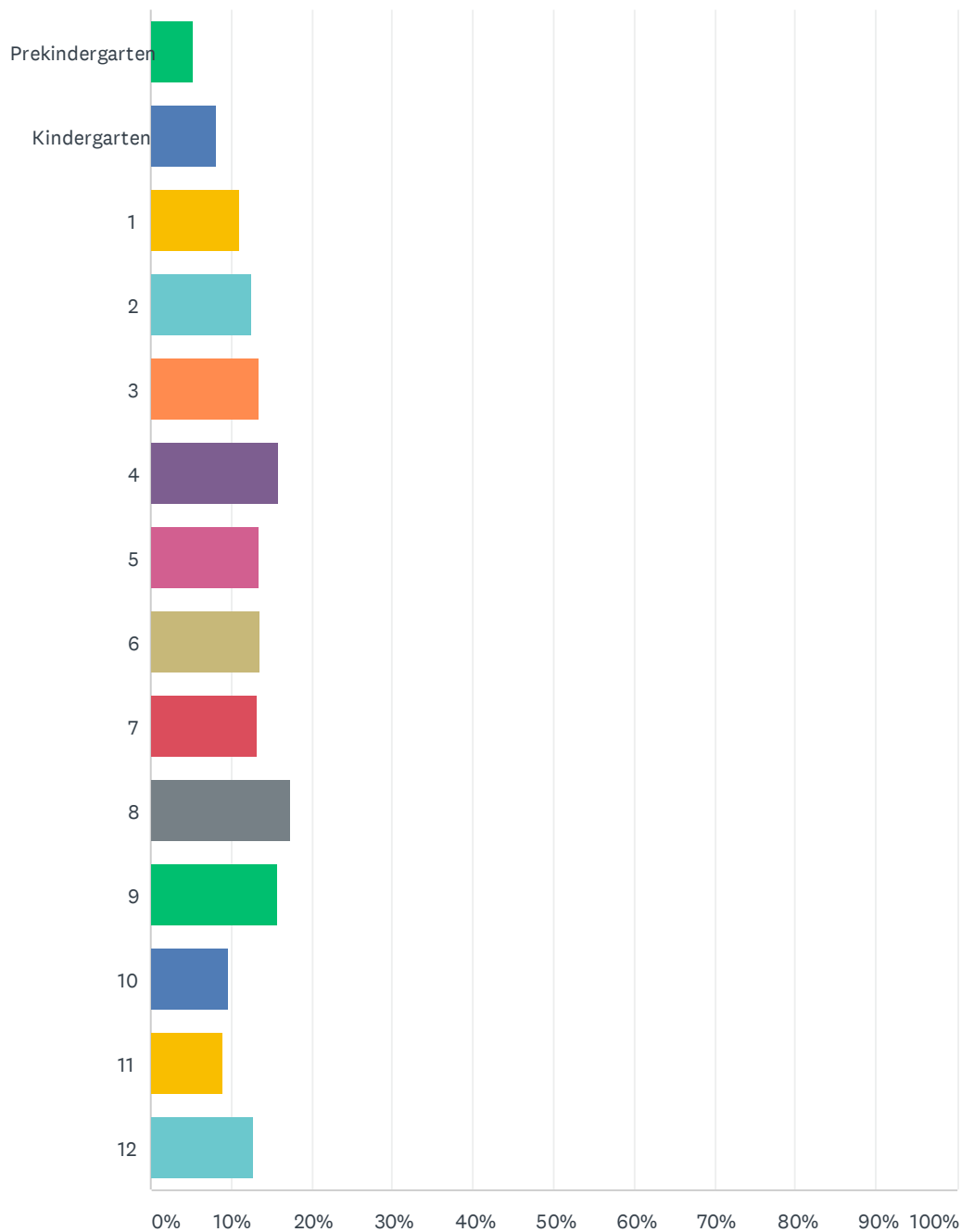
Answered: 344 Skipped: 0



ANSWER CHOICES	RESPONSES	
T. J. Connor Elementary	54.36%	187
Wheatland-Chili Middle School	39.24%	135
Wheatland-Chili High School	37.21%	128
Other	4.07%	14
Total Respondents: 344		

Q2 Which grade(s) represents your child(ren)? Please choose all that apply.

Answered: 344 Skipped: 0

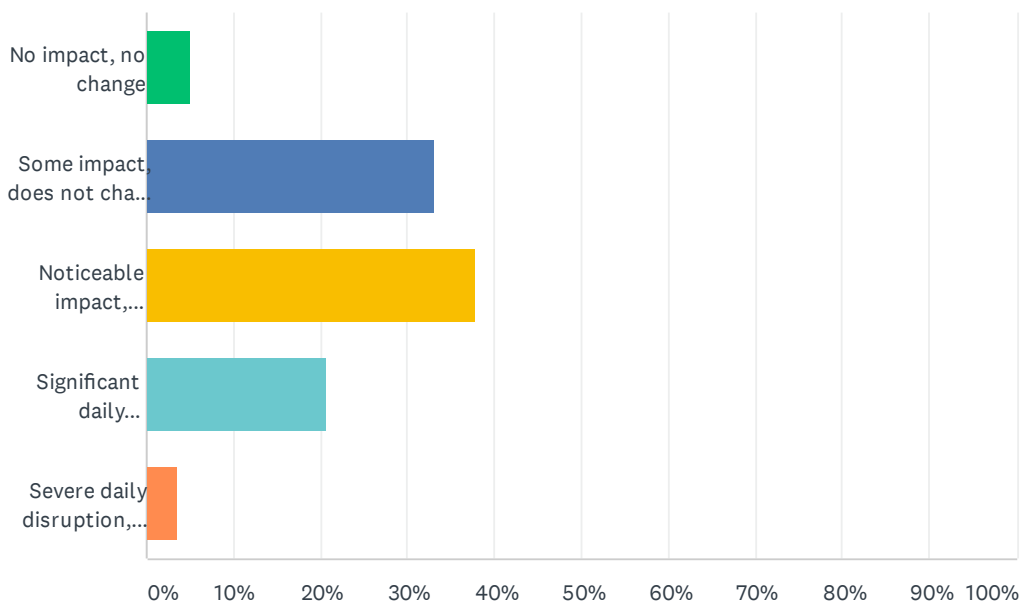


Wheatland-Chili Family Input for the Reopening of Schools Fall 2020

ANSWER CHOICES	RESPONSES	
Prekindergarten	5.23%	18
Kindergarten	8.14%	28
1	11.05%	38
2	12.50%	43
3	13.37%	46
4	15.99%	55
5	13.37%	46
6	13.66%	47
7	13.08%	45
8	17.44%	60
9	15.70%	54
10	9.59%	33
11	9.01%	31
12	12.79%	44
Total Respondents: 344		

Q3 Overall, how much has the COVID-19 pandemic affected you and your household?

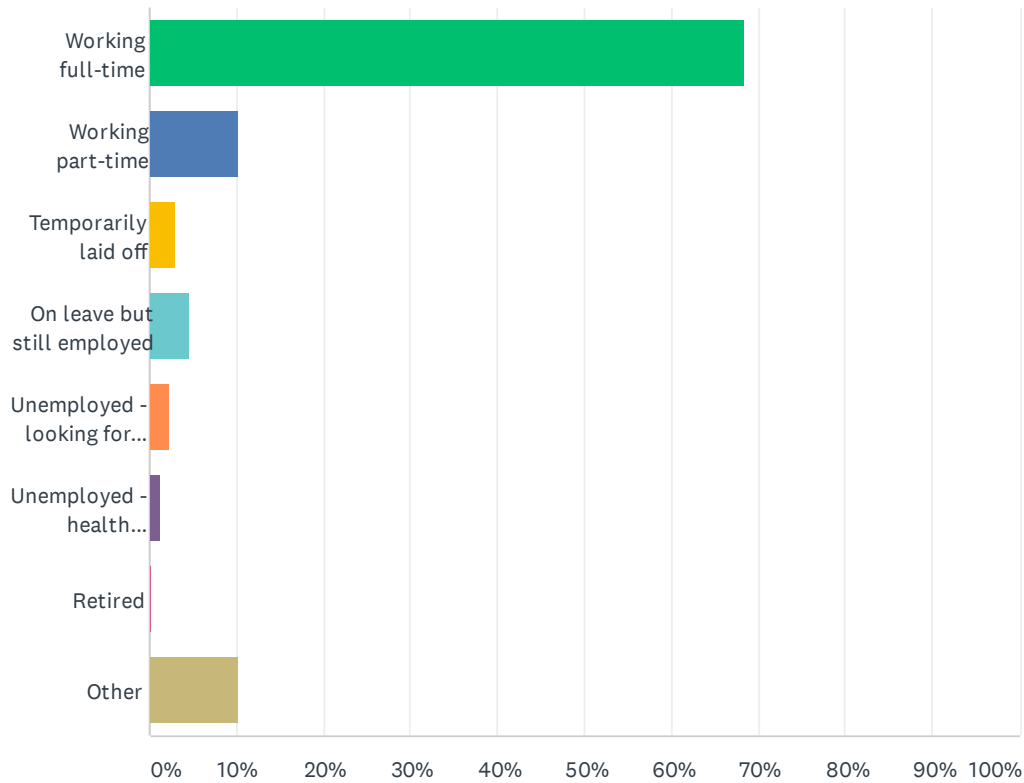
Answered: 344 Skipped: 0



ANSWER CHOICES	RESPONSES	
No impact, no change	4.94%	17
Some impact, does not change daily behavior	33.14%	114
Noticeable impact, planning for changes to daily behavior	37.79%	130
Significant daily disruption	20.64%	71
Severe daily disruption, immediate needs unmet	3.49%	12
TOTAL		344

Q4 Which best describes your CURRENT employment situation?

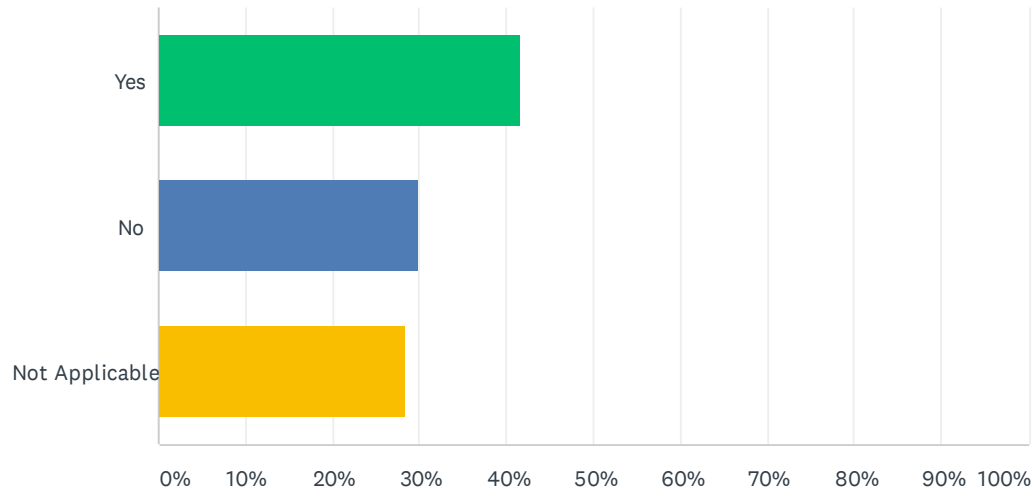
Answered: 344 Skipped: 0



ANSWER CHOICES	RESPONSES	
Working full-time	68.31%	235
Working part-time	10.17%	35
Temporarily laid off	2.91%	10
On leave but still employed	4.65%	16
Unemployed - looking for work	2.33%	8
Unemployed - health related/disability	1.16%	4
Retired	0.29%	1
Other	10.17%	35
TOTAL		344

Q5 If students return to school in September, would that improve your employment situation or your availability to improve your employment situation?

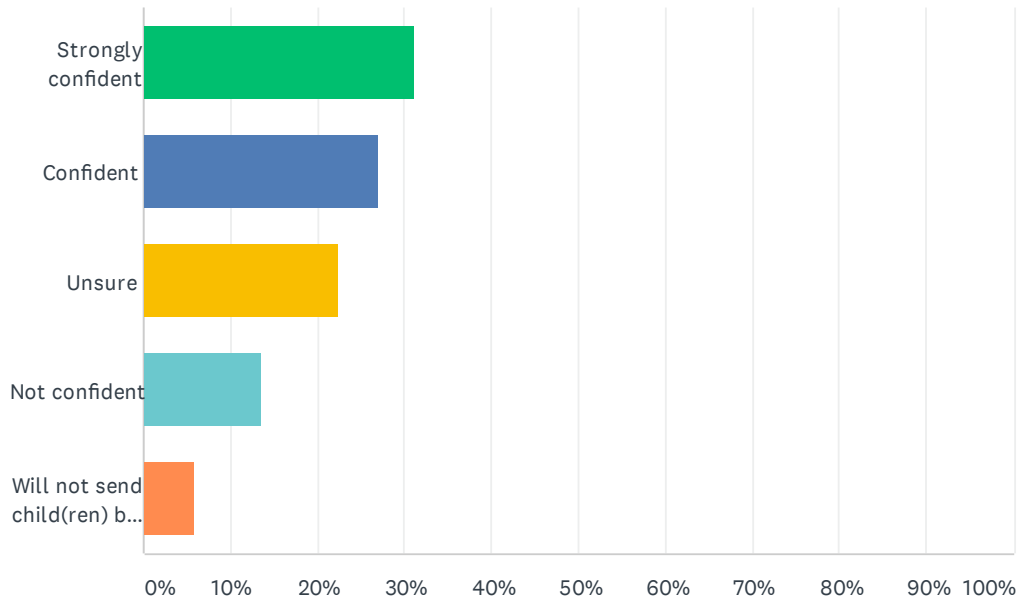
Answered: 344 Skipped: 0



ANSWER CHOICES	RESPONSES	
Yes	41.57%	143
No	29.94%	103
Not Applicable	28.49%	98
TOTAL		344

Q6 Wheatland-Chili CSD will comply with CDC and NYS Department of Health guidelines to provide a safe and healthy school environment. How confident will you be to send your child back to school knowing this?

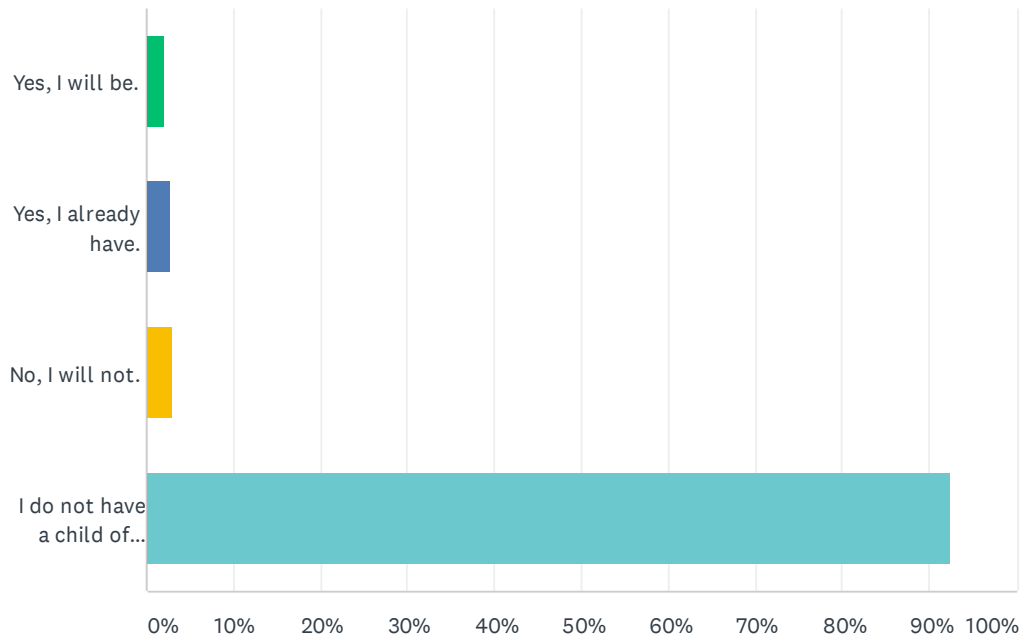
Answered: 344 Skipped: 0



ANSWER CHOICES	RESPONSES	
Strongly confident	31.10%	107
Confident	27.03%	93
Unsure	22.38%	77
Not confident	13.66%	47
Will not send child(ren) back to school until a vaccine is available	5.81%	20
TOTAL		344

Q7 If you have a child that will be of Prekindergarten age this fall, will you be enrolling them in the district if students return to school in September?

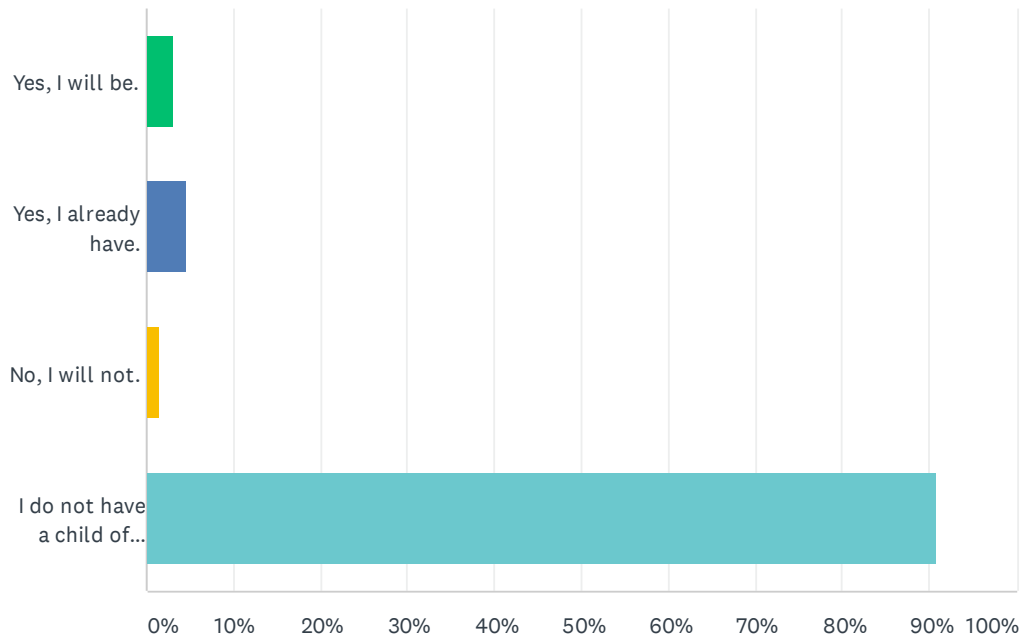
Answered: 344 Skipped: 0



ANSWER CHOICES	RESPONSES	
Yes, I will be.	2.03%	7
Yes, I already have.	2.62%	9
No, I will not.	2.91%	10
I do not have a child of prekindergarten age	92.44%	318
TOTAL		344

Q8 If you have a child that will be of kindergarten age this fall, will you be enrolling them in the district if students return to school in September?

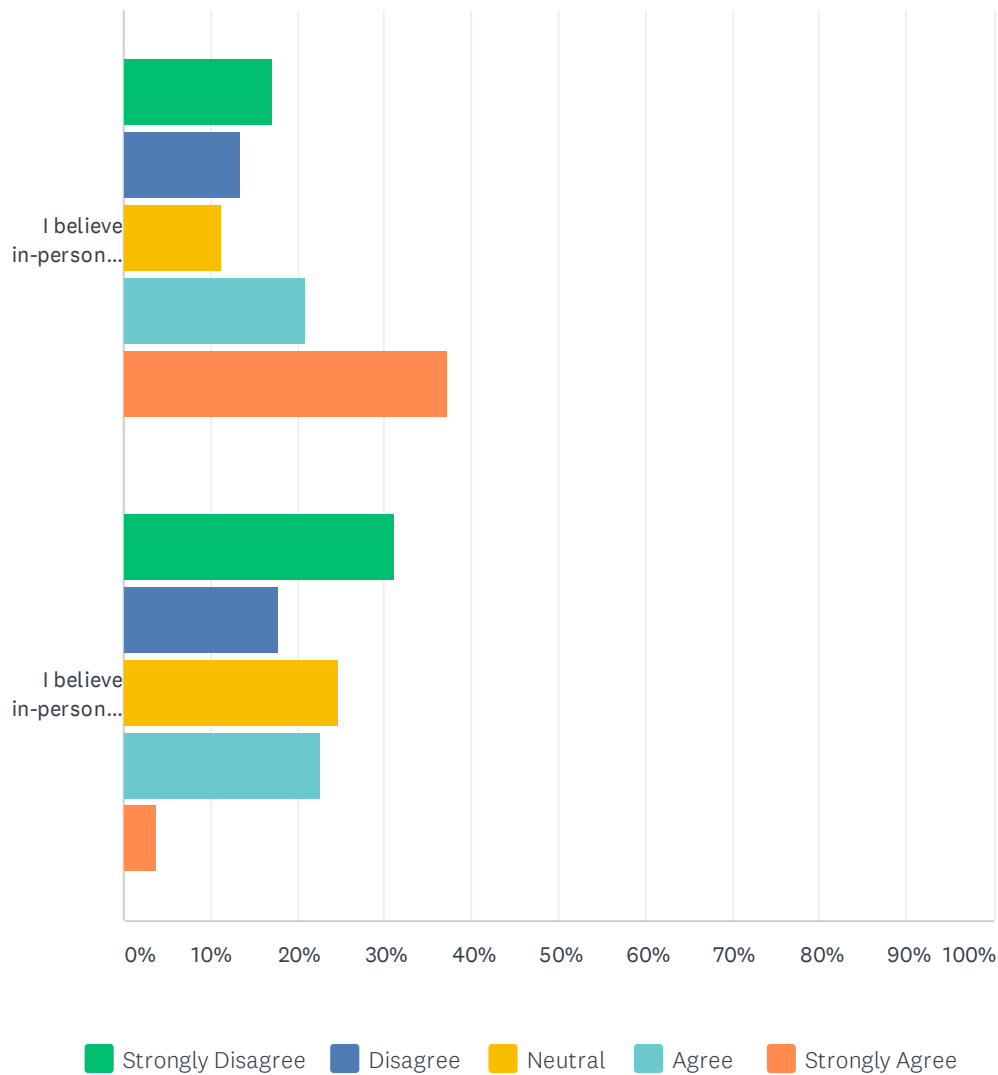
Answered: 344 Skipped: 0



ANSWER CHOICES	RESPONSES	
Yes, I will be.	3.20%	11
Yes, I already have.	4.65%	16
No, I will not.	1.45%	5
I do not have a child of kindergarten age	90.70%	312
TOTAL		344

Q9 Please answer the following using the scale - strongly disagree, disagree, neutral, agree or strongly agree:

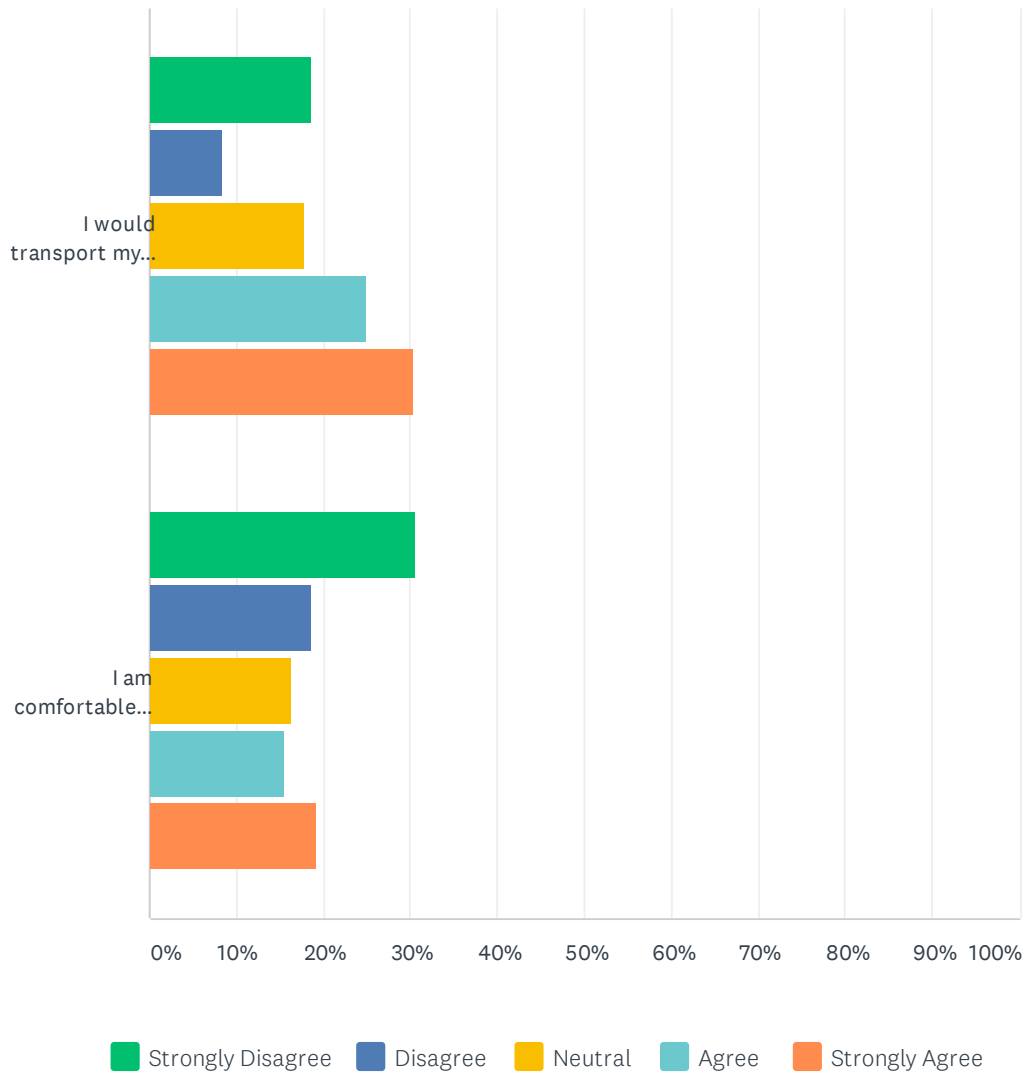
Answered: 344 Skipped: 0



	STRONGLY DISAGREE	DISAGREE	NEUTRAL	AGREE	STRONGLY AGREE	TOTAL
I believe in-person school SHOULD resume as normal in September with some new procedures to reduce the spread of illness.	17.15% 59	13.37% 46	11.34% 39	20.93% 72	37.21% 128	344
I believe in-person school should resume in September with HALF of the students ATTENDING SCHOOL on any given day and the other HALF of the students virtually learning from HOME.	31.10% 107	17.73% 61	24.71% 85	22.67% 78	3.78% 13	344

Q10 Please answer the following using the scale - strongly disagree, disagree, neutral, agree or strongly agree:

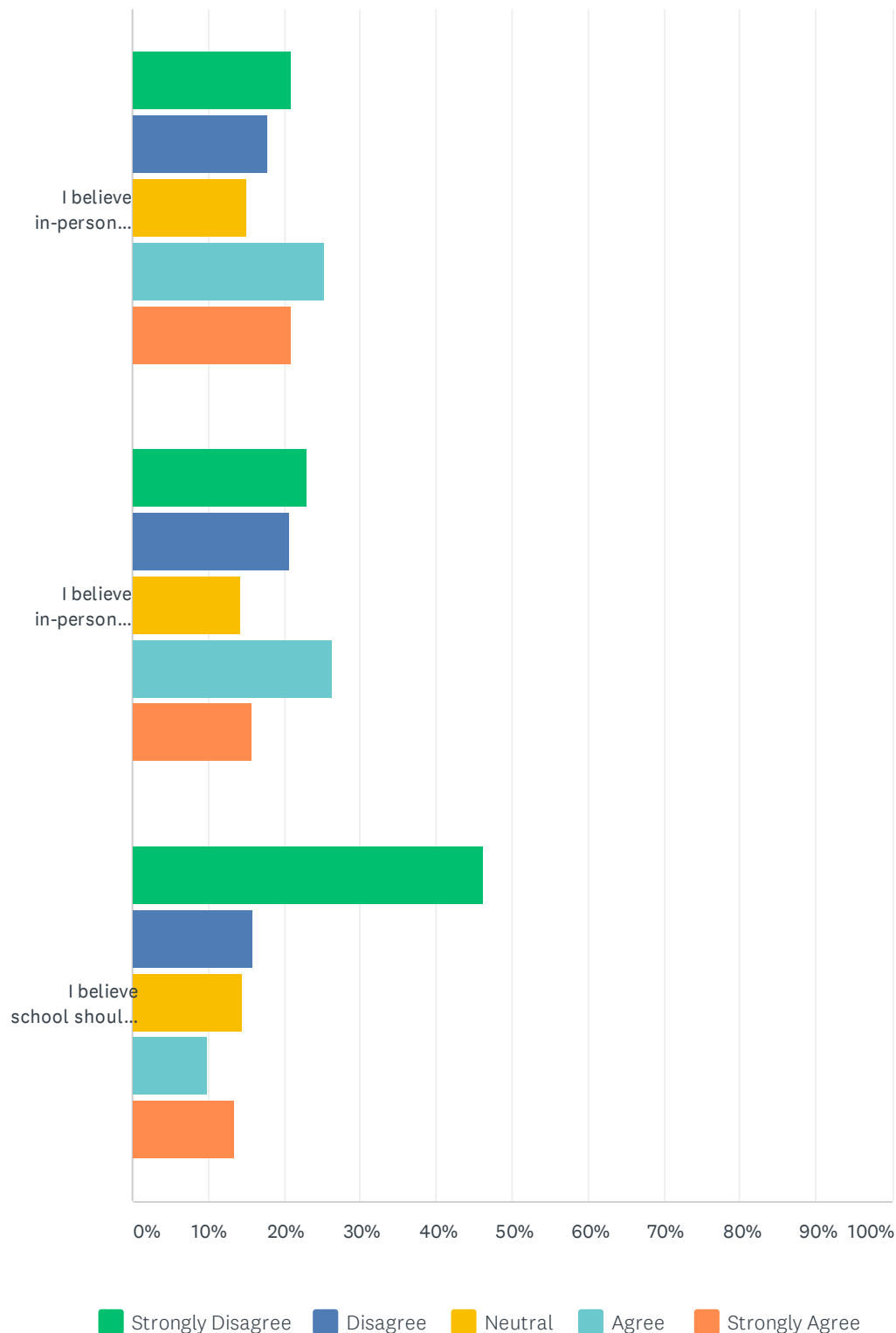
Answered: 344 Skipped: 0



	STRONGLY DISAGREE	DISAGREE	NEUTRAL	AGREE	STRONGLY AGREE	TOTAL
I would transport my child or children to help reduce the number of students on a bus at any given time.	18.60% 64	8.43% 29	17.73% 61	25.00% 86	30.23% 104	344
I am comfortable with my child(ren) being transported every day to and from school on a school bus with regular volumes of student passengers.	30.52% 105	18.60% 64	16.28% 56	15.41% 53	19.19% 66	344

Q11 Please answer the following using the scale - strongly disagree, disagree, neutral, agree or strongly agree:

Answered: 344 Skipped: 0

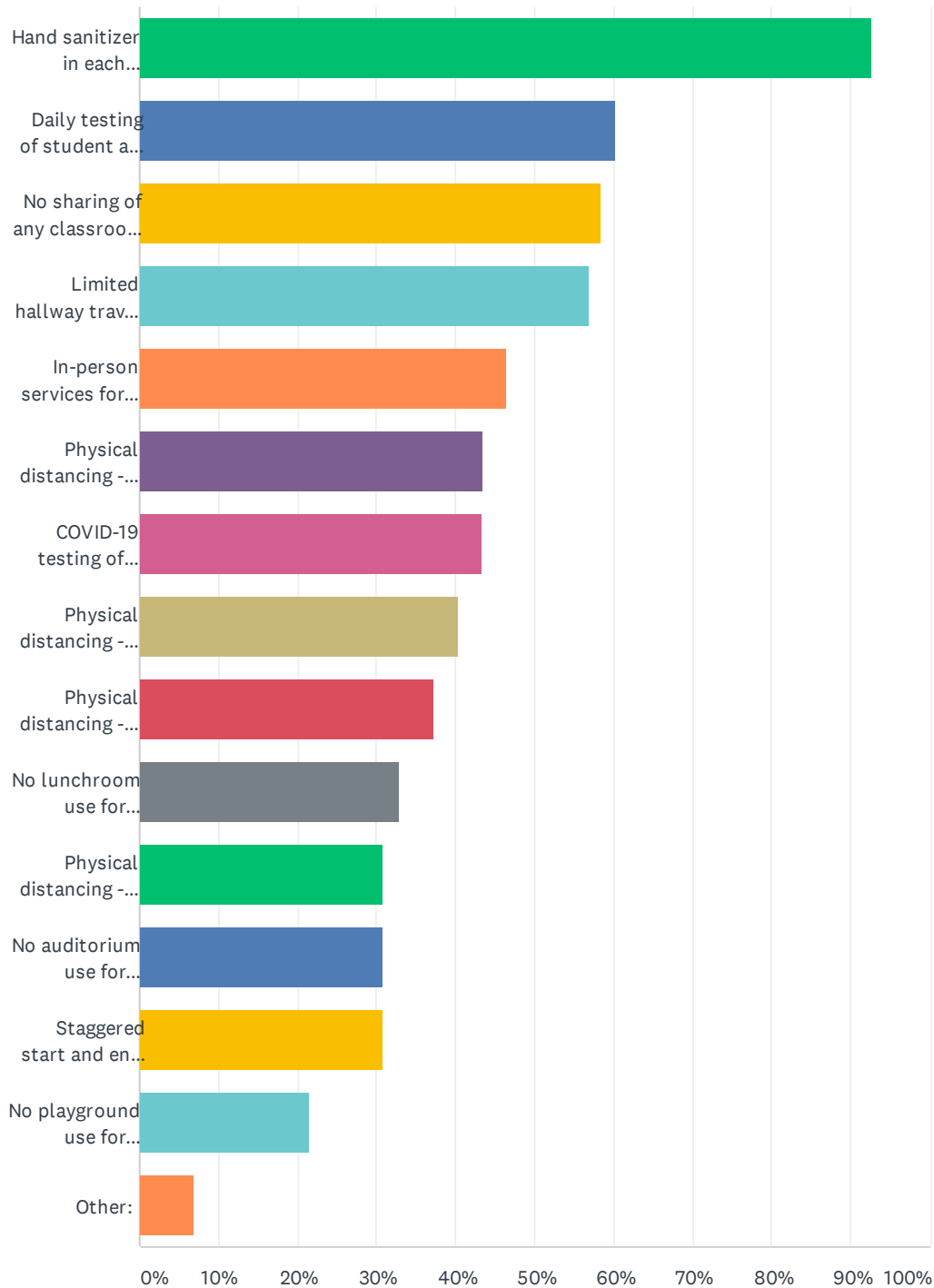


Wheatland-Chili Family Input for the Reopening of Schools Fall 2020

	STRONGLY DISAGREE	DISAGREE	NEUTRAL	AGREE	STRONGLY AGREE	TOTAL
I believe in-person school should resume in September and face coverings should be worn by ALL STAFF and ALL STUDENTS when social distancing is not possible.	20.93% 72	17.73% 61	15.12% 52	25.29% 87	20.93% 72	344
I believe in-person school should resume in September and face coverings should be worn by ALL STAFF when social distancing is not possible, and encouraged for all students.	22.97% 79	20.64% 71	14.24% 49	26.45% 91	15.70% 54	344
I believe school should NOT resume in September and all students should continue using distance learning technologies until a vaccine becomes available	46.22% 159	15.99% 55	14.53% 50	9.88% 34	13.37% 46	344

**Q12 If students and staff return to school in September, which measures do you currently believe are MOST important for the district to employ?
Please mark all that apply.**

Answered: 344 Skipped: 0

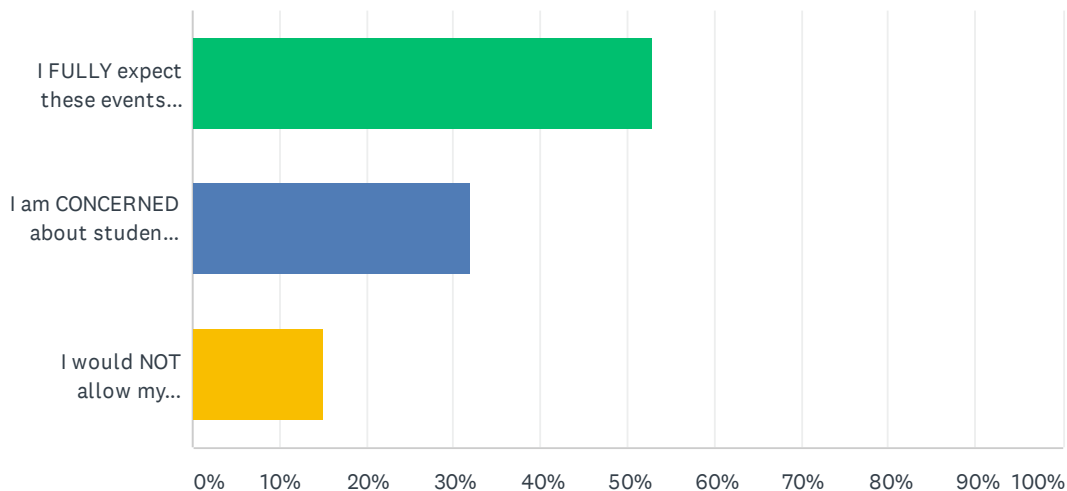


Wheatland-Chili Family Input for the Reopening of Schools Fall 2020

ANSWER CHOICES	RESPONSES	
Hand sanitizer in each classroom and common areas	92.73%	319
Daily testing of student and staff temperatures	60.17%	207
No sharing of any classroom resources/materials (for example: electronic devices, books, lockers, supplies, games, etc.)	58.43%	201
Limited hallway travel and changing of classes	56.98%	196
In-person services for students, even if school is virtual (for example: literacy intervention, special education, OT, speech, etc.)	46.51%	160
Physical distancing - staff wearing masks when you cannot be 6 feet apart	43.60%	150
COVID-19 testing of staff and students before re-entry to school in the fall	43.31%	149
Physical distancing - students wearing masks when you cannot be 6 feet apart	40.41%	139
Physical distancing - staff wearing masks at ALL times	37.21%	128
No lunchroom use for students	32.85%	113
Physical distancing - students wearing masks at ALL times	30.81%	106
No auditorium use for students	30.81%	106
Staggered start and end times for the school day	30.81%	106
No playground use for students	21.51%	74
Other:	6.98%	24
Total Respondents: 344		

Q13 What is your expectation regarding student athletics, performing arts, and extracurricular activities if students return to school in September?

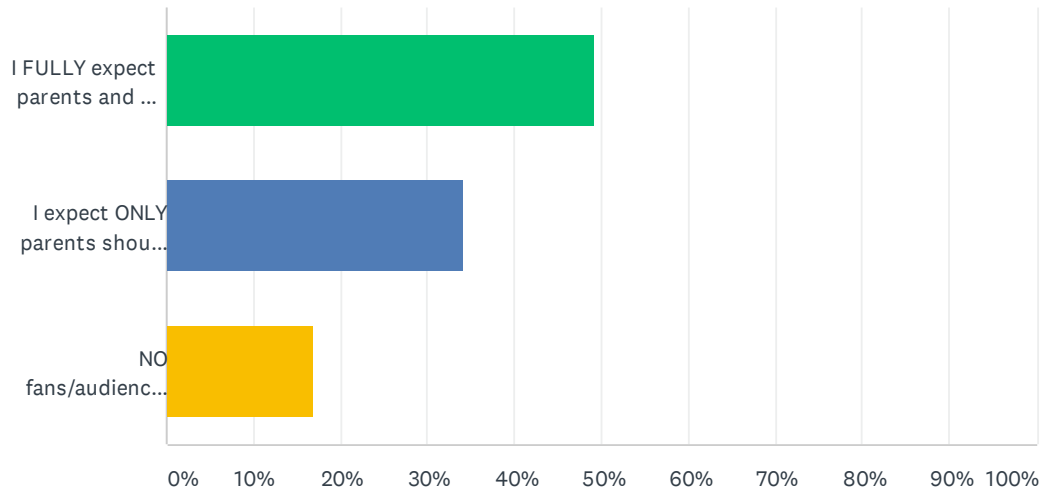
Answered: 344 Skipped: 0



ANSWER CHOICES	RESPONSES	
I FULLY expect these events to be provided for student participation in a traditional format with reasonable safety measures.	52.91%	182
I am CONCERNED about students participating in these events because of social distancing challenges while participating.	31.98%	110
I would NOT allow my student(s) to participate in these events at this time.	15.12%	52
TOTAL		344

Q14 What is your expectation regarding fan/audience attendance at student athletics, performing arts, and extracurricular activities if students return to school in September?

Answered: 344 Skipped: 0



ANSWER CHOICES	RESPONSES	
I FULLY expect parents and the public to be able to attend these events in a traditional format with reasonable safety measures and the wearing of masks when not 6 feet apart from others.	49.13%	169
I expect ONLY parents should be able to attend these events.	34.01%	117
NO fans/audience should be able to attend school events at this time.	16.86%	58
TOTAL		344

What precautions would make you feel MOST comfortable with your student participating in athletics, performing arts, and extracurricular activities?

144 parents responded to this question. Parent responses are categorized as follows:

Wear masks/social distance/hygiene	Only parents as spectators	Don't feel safe/not comfortable – cancel	No sharing of items	Health screenings	Only non-contact sports	Only outdoor activities	No concerns/no restrictions	No Performing arts	Miss game/practice with no penalty
80/144 56%	8/144 6%	33/144 23%	4/144 3%	9/144 6%	4/144 3%	5/144 3%	14/144 10%	6/144 4%	2/144 1%

What questions would you like answered in order to make an informed decision about sending your child to reopened schools in September?

118 parents provided a response to this question. Parent questions are categorized as follows:

School Opening Details	Accountability for CDC Guidelines (face masks, social distancing, hygiene)	Ventilation Inquiry	Accountability for DOH Guidelines (cleaning and disinfecting)	How will District ensure children's safety?	Health Procedures (sick children vs. COVID positive)	COVID-19 Procedures	Desire for in-person learning	Desire for at-home learning	Transp.	Parent Choice
42/118 36%	27/118 23%	2/118 2%	7/118 6%	6/118 5%	7/118 6%	14/118 12%	12/118 10%	16/118 14%	2/118 2%	5/118 4%